

Joint Strategic Needs Assessment

Diane Halton

Service Manager - Public Health

What is a Joint Strategic Needs Assessment (JSNA)?

- Assessment of local health and social care needs both now and in the future
- Defines where inequalities exist
- Highlights key findings
- Should be used to inform and guide commissioning of health, well-being and social care services

Inequalities

- Geographical and communities of interest
- Relationship with deprivation
- Highlighted by difference in Life Expectancy:

	Men	Women
Best Ward	82.0	88.7
Worst Ward	75.3	77.4
Difference	6.7 years	11.3 years

Inequalities in deprivation

Ward	Deprivation Score
East	40.0
Moorside	39.5
Radcliffe West	32.3
Besses	30.9
Redvales	29.0
Radcliffe East	28.1
St. Mary's	23.6
Radcliffe North	20.6
Holyrood	19.9
Sedgley	18.8
Unsworth	18.4
Elton	16.8
Church	14.3
Pilkington Park	12.6
Ramsbottom	12.5
Tottington	11.9
North Manor	9.8

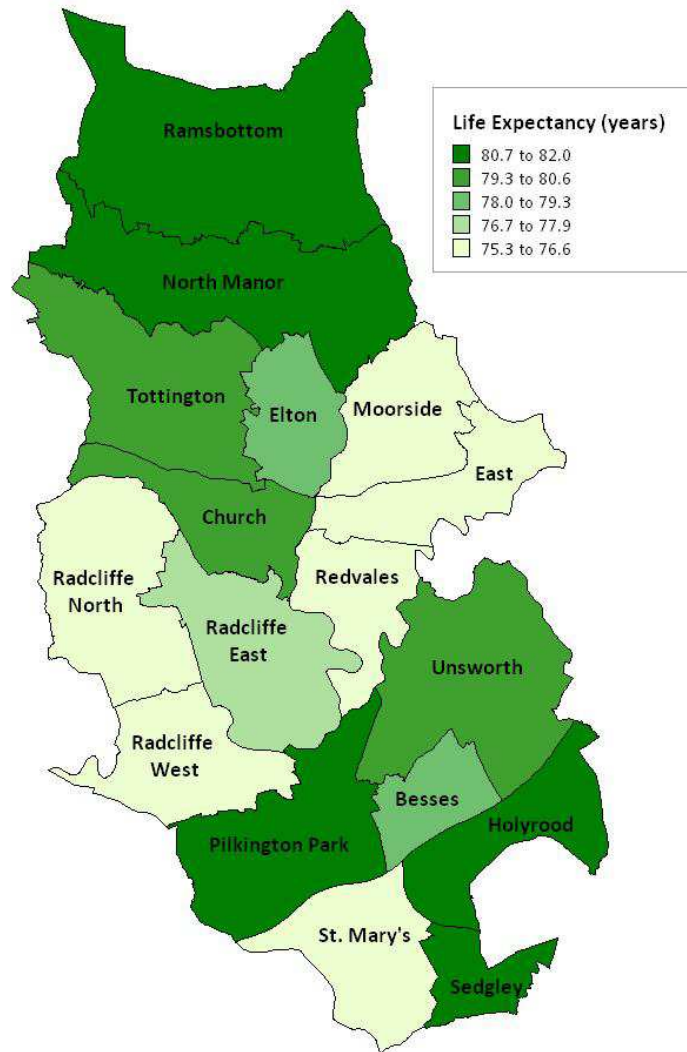
Most deprived



Least deprived

Inequalities in Life Expectancy

Life Expectancy at Birth - Males (2009-11)

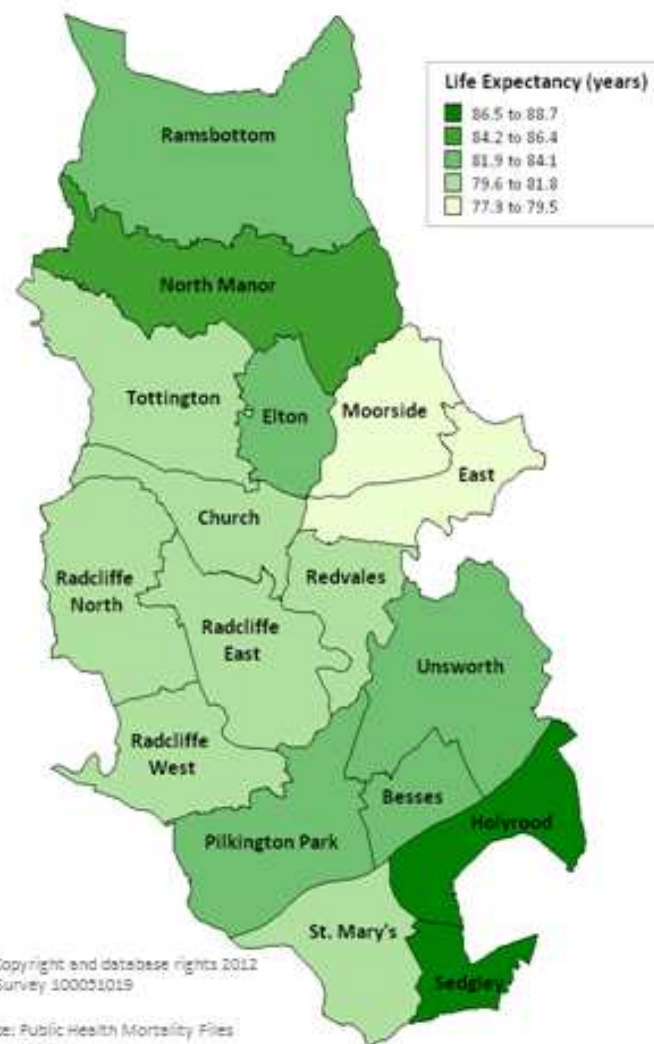


	Male Life Expectancy (2009-11)
Pilkington Park	82.0
North Manor	81.9
Sedgley	81.6
Ramsbottom	81.6
Holyrood	81.1
Unsworth	80.6
Church	80.5
Tottington	79.6
Besses	78.4
Elton	78.3
Radcliffe East	76.9
Radcliffe North	76.6
Radcliffe West	75.7
Moorside	75.7
Redvales	75.6
East	75.4
St. Mary's	75.3

Inequalities in Life Expectancy

	Female Life Expectancy (2009-11)
Sedgley	88.7
Holyrood	86.8
North Manor	84.7
Elton	84.1
Unsworth	83.8
Ramsbottom	83.6
Besses	82.6
Pilkington Park	82.3
Church	81.5
Radcliffe North	81.3
Tottington	80.8
Redvales	80.7
St. Mary's	80.5
Radcliffe West	80.2
Radcliffe East	79.7
Moorside	78.1
East	77.4

Life Expectancy at Birth - Females (2009-11)



A Lifecourse Approach

- Pregnancy and Early Years
- Children and Young People
- Lifestyle and the Living Environment
- Work and Welfare
- Vulnerability
- Ill Health and Mortality

Pregnancy and Early Years

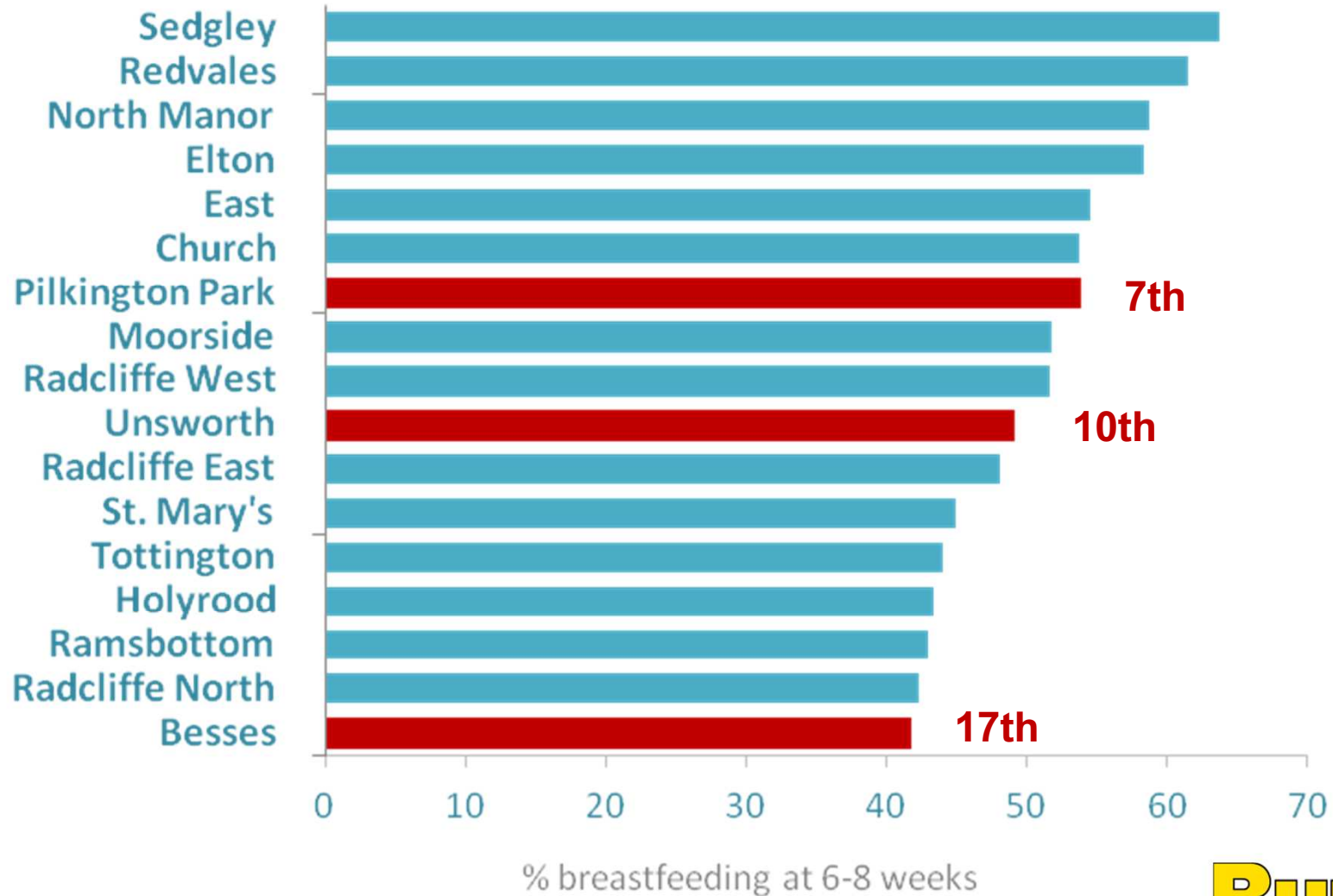
- Infant Mortality
- Low Birth weight

- Early Access to Maternity Care
- Breastfeeding
- Smoking in Pregnancy



Inequalities

Breastfeeding by Ward (Q1 and Q2 2012/13)



Adult Care Services

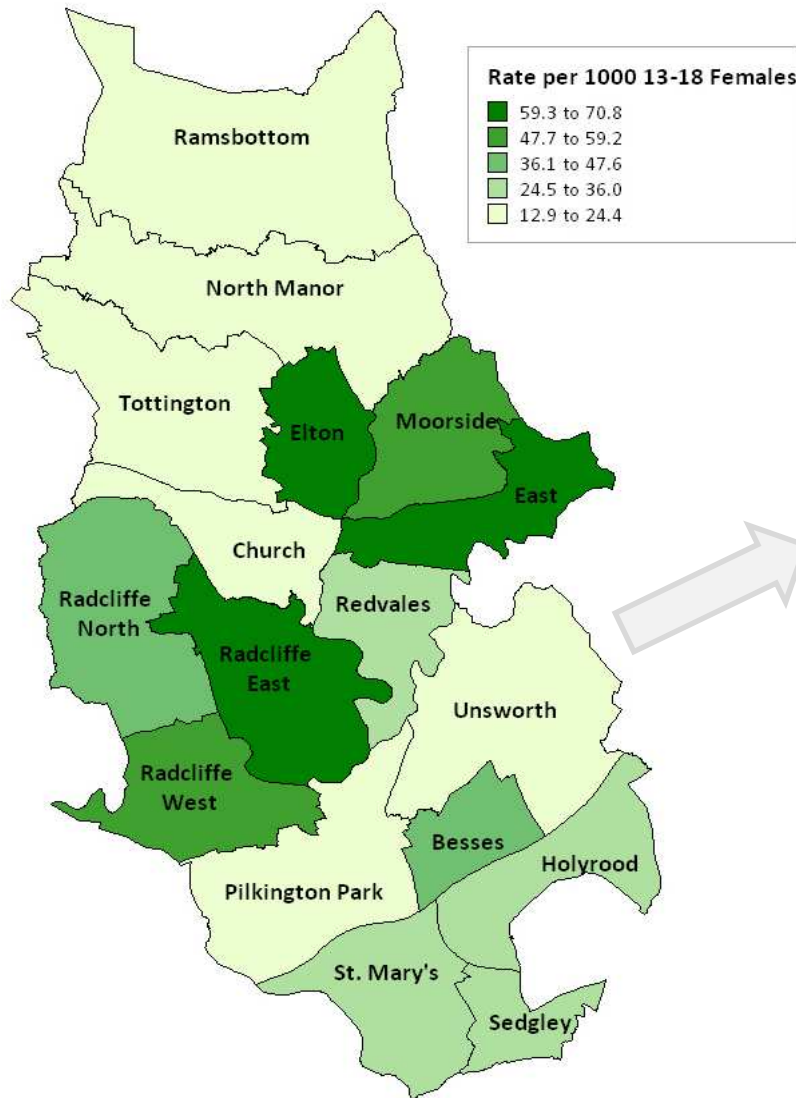
Children and Young People

- GCSE attainment
- Absence/Exclusion
- Physical Exercise
- Outcomes for Looked After Children
- Dental Care
- KS2 and Early Years Foundation Stage
- Teenage Conceptions
- Obesity



Inequalities

Teenage Conceptions 2009-11



Whitefield & Unsworth:

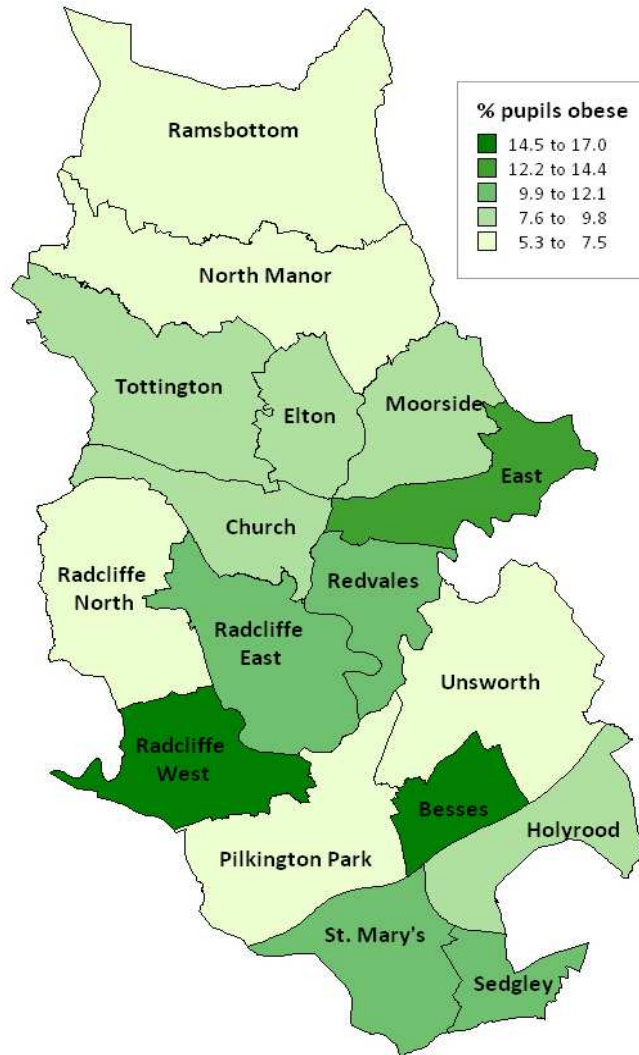
Besses – 6th highest

Pilkington Park – 14th highest

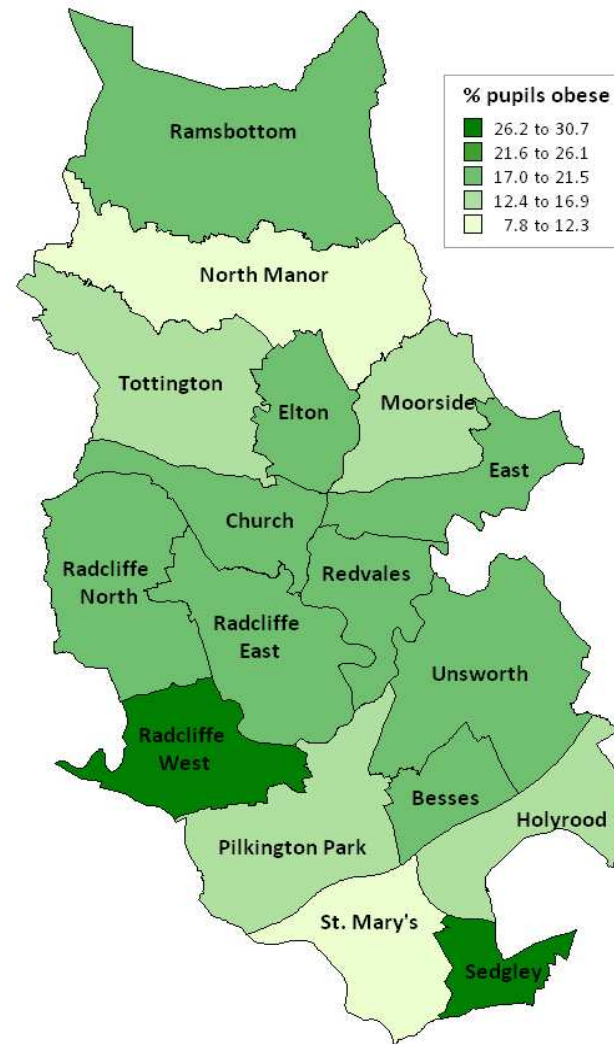
Unsworth – 12th highest

Inequalities

Year R Obesity (2011/12)



Year 6 Obesity (2011/12)



© Crown Copyright and database rights 2012 Ordnance Survey 100051019
 Data Source: GMBHIS Report (SUS, 2012); Census 2011

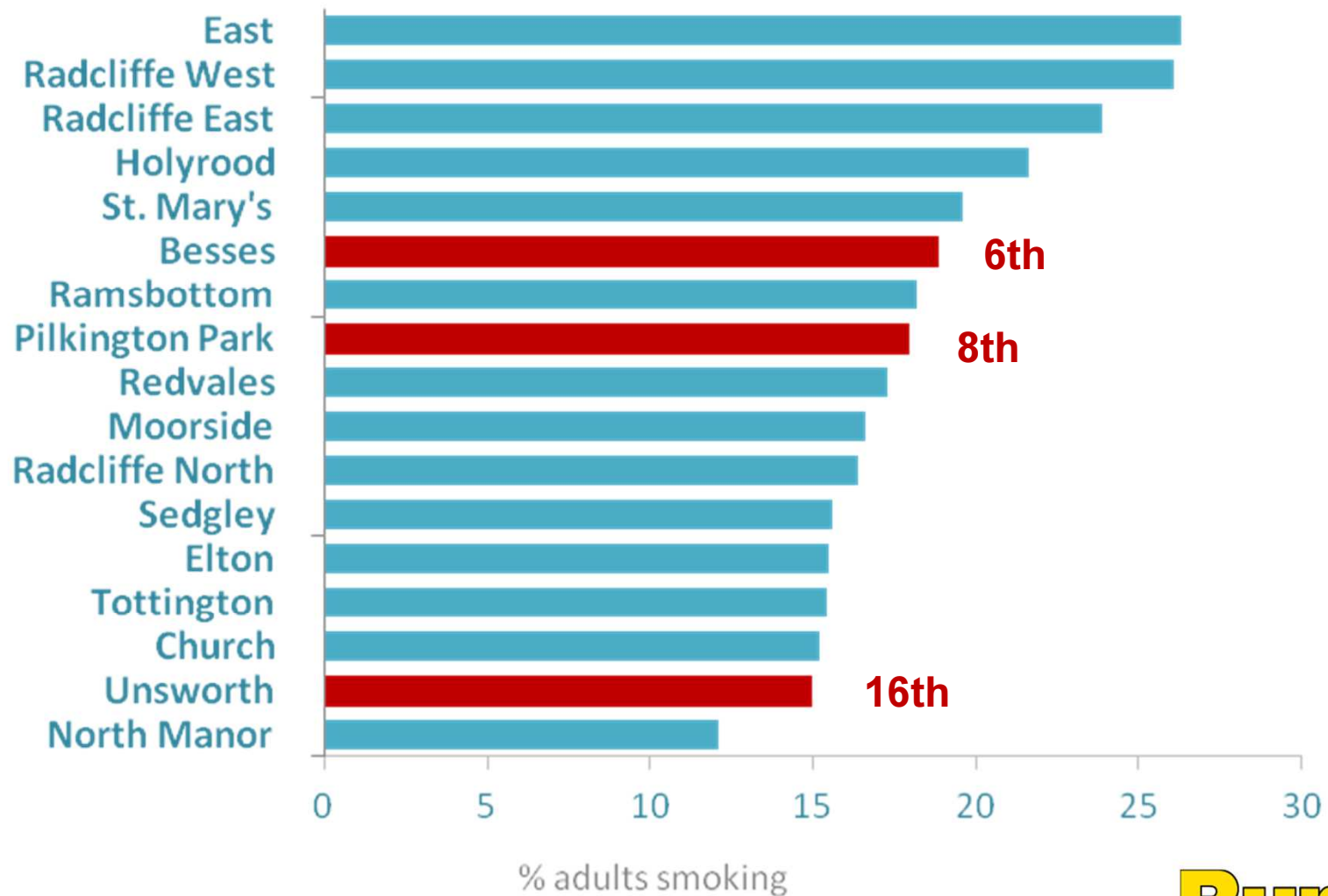
Lifestyle & the Living Environment

- Physical Activity
- Smoking
- Emergency Asthma Admissions



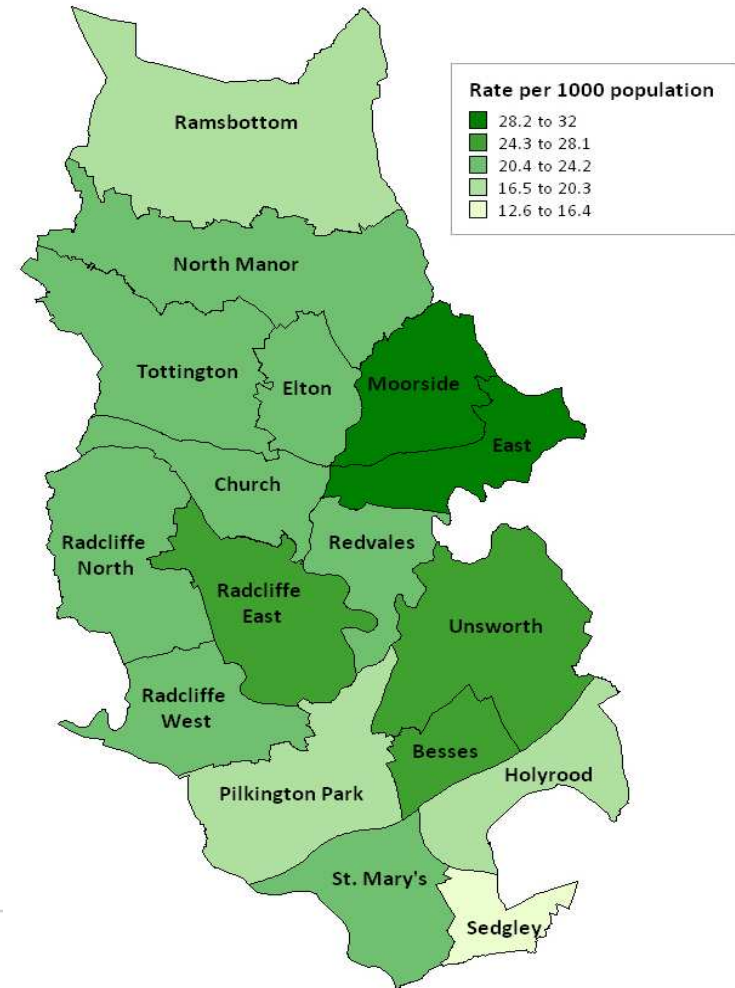
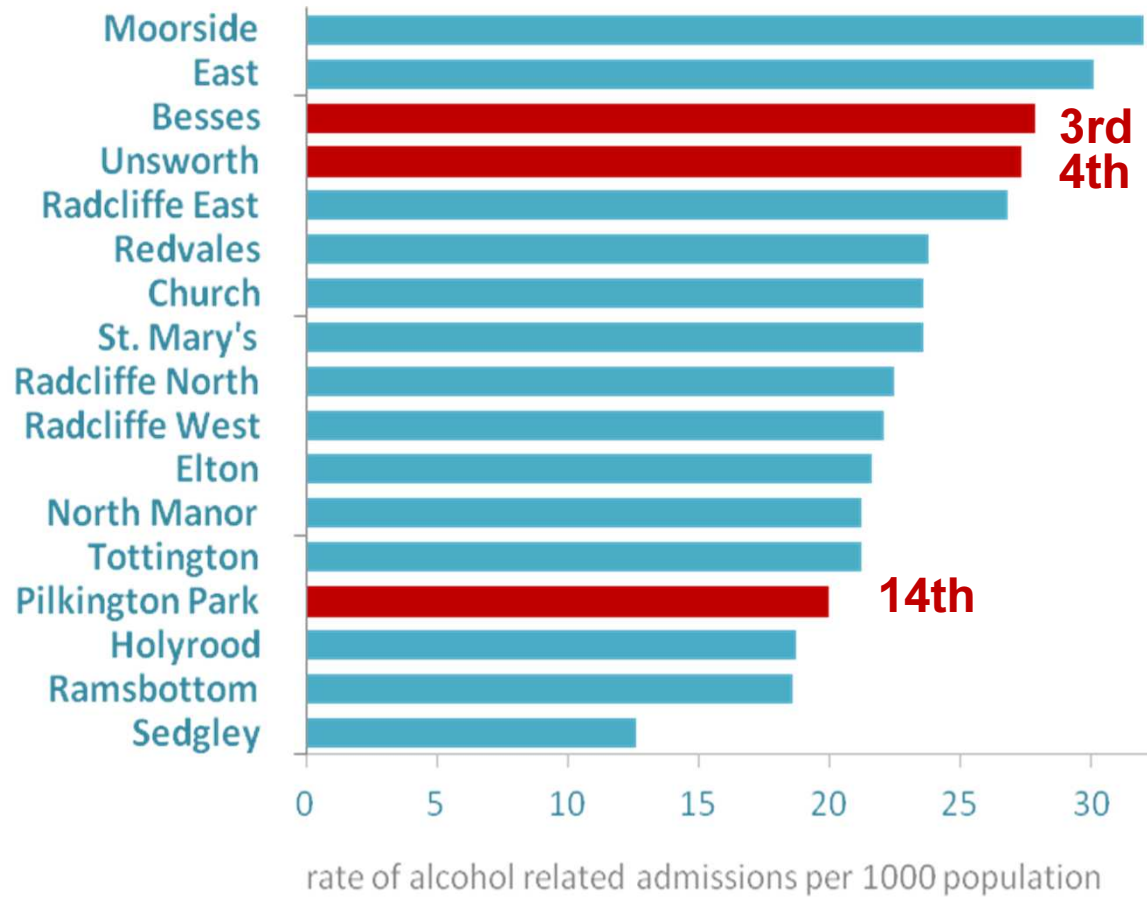
Inequalities

Smoking by Ward (2010/11)



Inequalities

Alcohol-related admissions



Work and Welfare

1 Educational Attainment

1 Unemployment and
benefits



Inequalities

Employment deprivation and JSA Claimants in Whitefield & Unsworth:

- **Besses** – ranked 5th highest for employment deprivation and has 4th highest number of JSA claimants
- **Pilkington Park** – lowest score in borough for employment deprivation; 3rd lowest for JSA claimants
- **Unsworth** – 9th highest for employment deprivation and 12th highest number of JSA claimants

Vulnerability

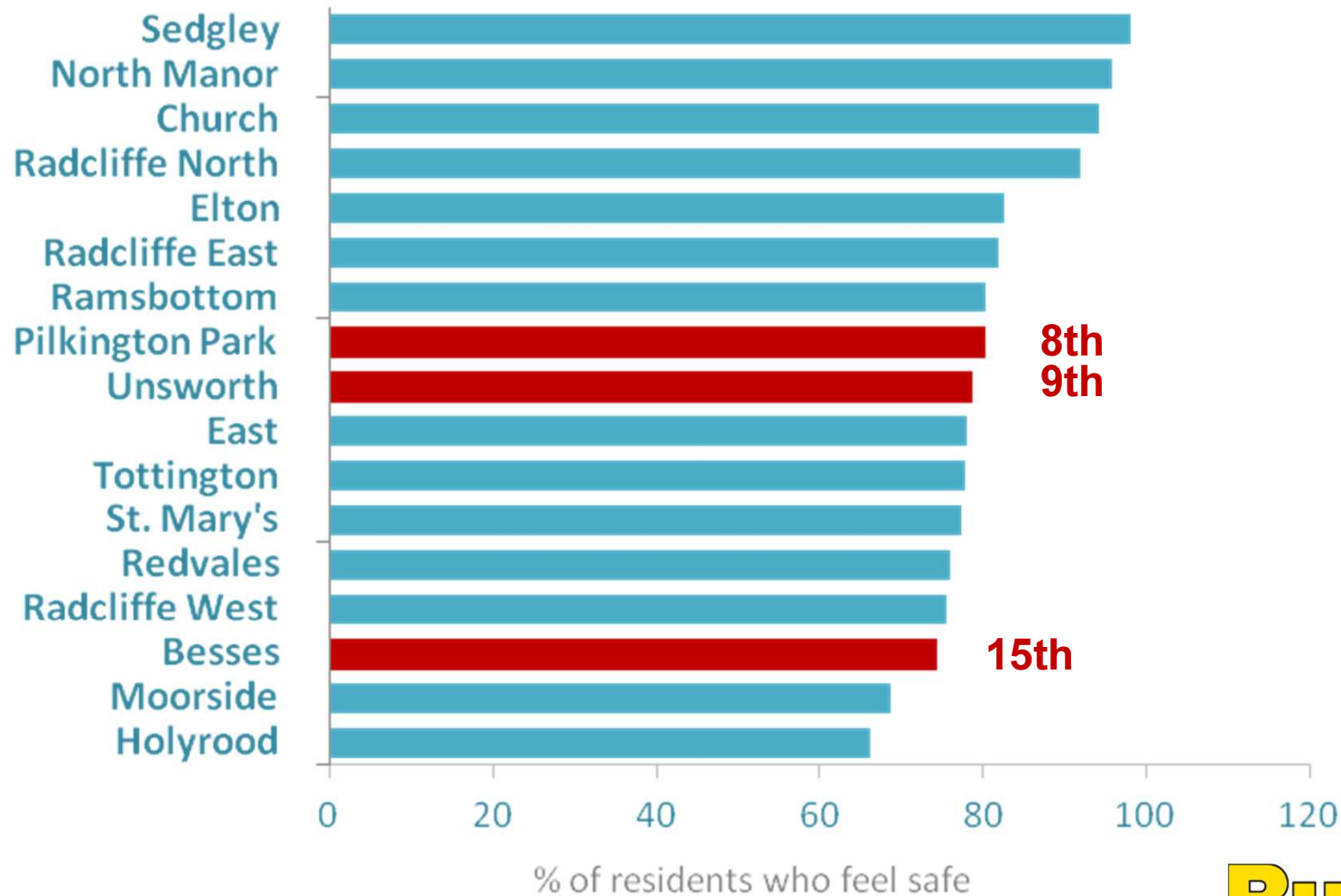
- Quality of Life/Social Care Indicators
- Admissions for Hip/Knee Replacement
- Fuel Poverty

- Health checks re Learning Disabilities
- Admissions for hip fracture
- Family Homelessness



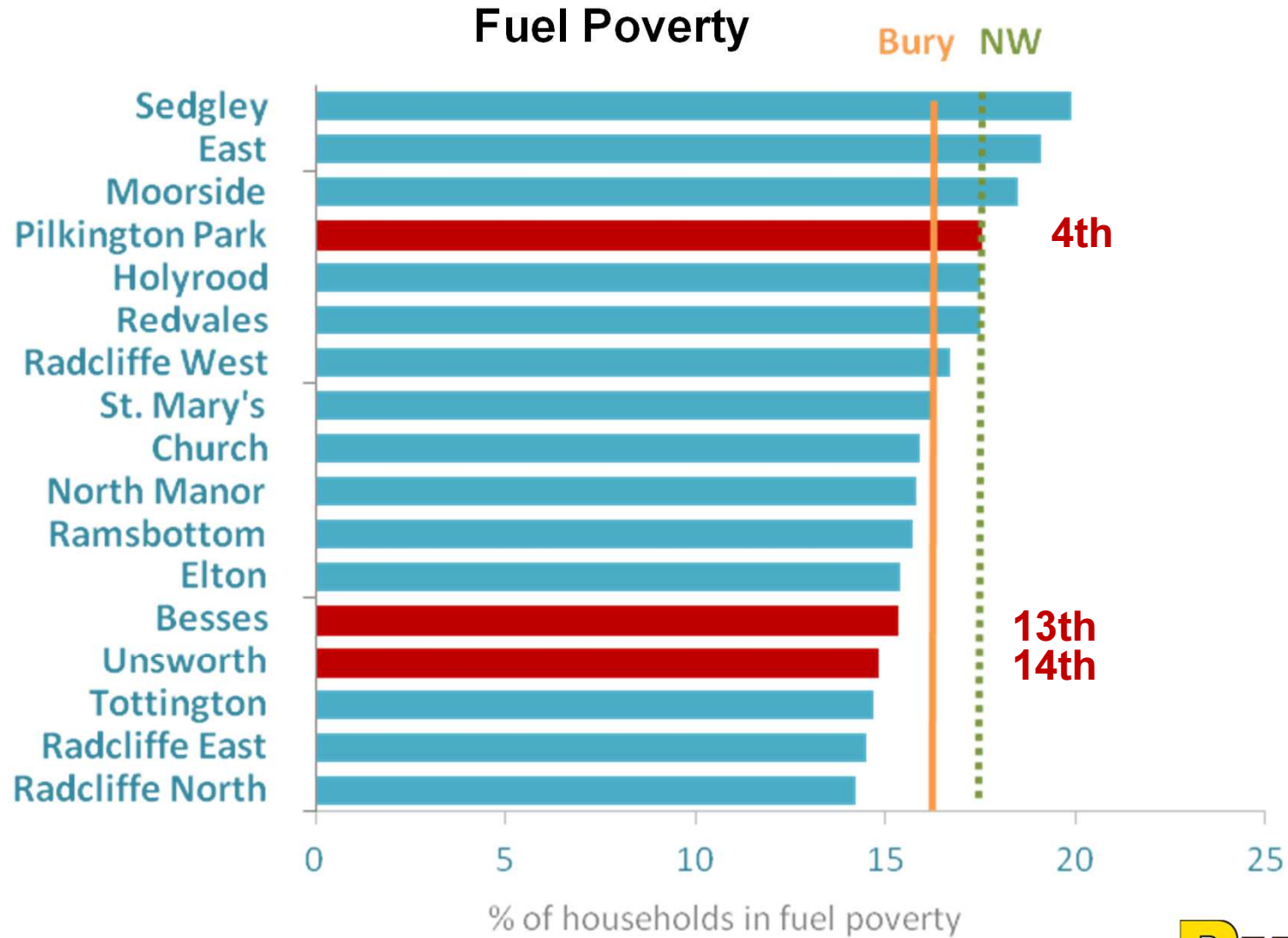
Inequalities

Fear of crime - % of residents who 'feel safe outside after dark'



Adult Care Services

Inequalities



Ill Health & Mortality

- Breast Screening
- Cervical Screening

- Prevalence of Cancers
- Mortality Rates



Emerging Priorities

- Address health inequalities: causes, deprived communities, understand needs of vulnerable people
- Emotional wellbeing and mental health
- Ensuring a best start in life for children
- Promoting independence for older people
- Promoting healthy lifestyles: Alcohol, Obesity, Physical Activity, Smoking
- Preventing premature mortality (especially cancers and circulatory diseases)
- Anticipating rising demand and need

The Consultation

- Runs from 18 Feb-31 March 2014
- Its asks:
 - Are these the right priorities?
 - Are there other issues that would benefit from further exploration and why these are important?
- Respond via Bury Council website at www.bury.gov.uk or via leaflet
- Consultation report
- HWB Board will consider findings and implications for the Health and Wellbeing Strategy and relevant commissioning plans.